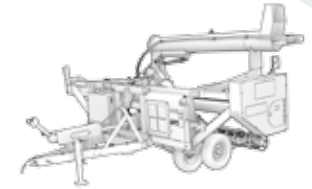
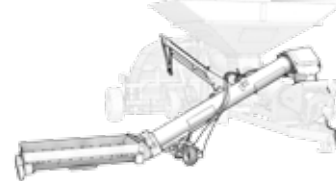



Performance & Feature Reference



Model Number	GBL 12	N29114 (Swing Auger)	GBU 12
Operating Weight	13,020 LBS	1,670 pounds	11,010 lbs
Operating Dimensions			
Length	390 in.	390 in.	197 in.
Width	236 in.	340 in.	322 in.
Height	153 in.	153 in.	206 in.
Storage/Travel Dimensions			
Length		390 in.	197 in.
Width		236 in.	256 in.
Height		153 in.	136 in.
Hopper Dimensions			
GL-12 Loader	97 in. X 178 in.		
GL-12 Truck Auger		40 in. x 72 in x 12 in.	
GL-12 Truck Auger w/Extension		40 in. x 72 in x 19 in.	
PTO			
RPM	1000		1000
Horsepower	120		150
Shaft Size / Type	1-3/8 or 1-3/4		1-3/8 or 1-3/4
PTO Driveline Type	Walterscheid W2400		Walterscheid W2400
Hydraulics			
GPM (required)	6	6	
PSI (required)	2,000	2,000	
Connector Type	Quick Couplers	Quick Couplers	
Auger Sizes			
Primary Auger	20 in. / 540 RPM	14 in. / 540 RPM	
Discharge Auger			17 in./480 RPM
Cross Auger			12 in./250 RPM
Secondary Auger			
Twin Hopper Auger		7 in. / 750 RPM	
Wheels / Tires			
Wheel Size	40 in.	15 in.	31 in.
Tire Size	15L-19.5	16-6.5	245/70R17.5
Tire Type	SureGrip Traction	Foam Filled Traction Tire	Implement
Operational Braking System	Hydraulic Disc		
Transport Tires	235/75 R17.5 Highway		235/75 R17.5 Highway
Transport Braking System	Electrical Trailer Brakes		Electrical Trailer Brakes
Performance			
Transfer Capacity	30,000 Bushels / Hr.	11,900 Bushels / Hr.	12,000 Bushels / Hr.
Bag Handling Capacity			
Diameter	12 Foot Bags	12 Foot Bags	12 foot or 10 Foot Bags
Max. Length	500 Feet	500 Feet	500 Feet